

# Agenda Summary Report (ASR)

## Franklin County Board of Commissioners

<b>DATE SUBMITTED:</b> 07-08-20	<b>PREPARED BY:</b> Dani Bolyard
<b>Meeting Date Requested:</b> 07-21-20	<b>PRESENTED BY:</b> Dani Bolyard
<b>ITEM:</b> (Select One) <input type="checkbox"/> Consent Agenda <input checked="" type="checkbox"/> Brought Before the Board <span style="margin-left: 400px;">Time needed:</span>	
<b>SUBJECT:</b> <p style="margin-left: 40px;"><b>An advisory vote petition for the Liberty State movement</b></p>	
<b>BACKGROUND:</b>  <p>Citizens of Franklin County have signed a petition asking the commissioners to place an advisory vote on the November ballot (due to the elections office by Aug 4), asking the voters to give their opinion on the creation of a new state in eastern Washington. This would function much like the tax advisory votes last year at the state level; the Attorney General Opinion given by Slade Gordon in 1974 states that counties may do advisory votes, which is how many conservation districts were created. This advisory vote would simply give voters the opportunity to tell commissioners and other elected officials if there is sufficient support for this effort.</p>	
<b>RECOMMENDATION: Presentation purposes</b>  <p>To encourage the commissioners to approve a resolution adding the advisory vote to the November ballot.</p>	
<b>ATTACHMENTS:</b> (Documents you are submitting to the Board)  Letter to Commissioners Financial Report Financial Infographics Trifold Blank Petition for the Elections Officer Signed Petitions (to be delivered by Monday, July 20)	

I certify the above information is accurate and complete.

Dannette ("Dani") Bolyard, Coordinator, Liberty State Movement\_\_Name, Title



July 6, 2020

Dear Commissioner:

Thank you for considering our petition before you. We know you have many questions; we'd like to answer some of those in this packet of information. Please feel free to contact us at [info@libertystate.org](mailto:info@libertystate.org) with more inquiries, or discuss them with our representative to your meeting.

The Liberty State Movement is an effort to create a new state from Washington State based upon political and geographic lines. Since the formation of Washington State in 1889, people of the eastern and rural parts of Washington State have felt separate from the western capitol in Olympia. As our economies and beliefs grew in separate directions, the chasm has deepened and left Western Washington holding all of the political representation, with little regard or accountability to eastern residents. The current proposal to create Liberty State would draw the boundary down the Cascade Crest. Those counties to the west would remain Washington State, and those counties to the east would be a new state.

A government is supposed to best represent the culture, heritage, traditions, values, and beliefs of its citizens, and even more so at a state level than at a federal level. The U.S. Census views the Cascades to the Rockies, Eastern Washington and Oregon, North Idaho and Western Montana as a single economic unit. They know we are economically distinct from the west, and intricately connected. We are already two states on virtually every major issue of the day from water, guns, and wolves to taxes, regulations, and life. In fact, some on the west side say we are a bunch of "welfare freeloaders" siphoning off money from their social programs, and that us "hicks" are constantly an impediment to their more "enlightened" social policies. When both sides are unsatisfied with their representation, some things are just better apart.

Recently, the state legislature has shown a willingness to operate without regard for the powers given, or rights protected in, the Washington State or United States Constitution. The east side is predominantly rural with a vastly different culture,

and the west is predominantly urban, again with a vastly different culture. There is nothing wrong with either. However, this population disparity has allowed the urban majority to determine nearly every vote. Thus, the rural side of the state is failing to be represented on every major issue in the last thirty years. On the other side, legislation dear to the urban majority has been hampered to the consternation of many in Seattle. Tax limitations have been passed, also hampering mass transit and raising the ire of many in the urban core. The Founders believed that the best representation was closest to the people. Indeed, with a new state, both east and west would be better represented.

We believe all the citizens of Washington deserve a government that is more protective of individual rights and that better reflects their values, traditions, culture and heritage. We believe government that governs least, governs best. We believe that unshackling the entrepreneurial spirit will allow businesses to flourish in an environment with less burdensome regulation and taxation. We believe that it is time for a new state that can chart its own path apart from downtown Seattle.

In an online survey by KXLY (news agency in Spokane), 73% of a group of over 8,000 participants approved of creating Liberty State. A second poll conducted later revealed 75% of over 1,600 participants were in favor of Liberty State. In spring of 2019, a Facebook poll conducted by KAPP-KVEW in Tri-Cities and Yakima demonstrated a 71% approval among over 12,000 participants. That's over 21,000 people weighing in with over 70% support. The COVID-19 crisis and every new tax, regulation, and heavy-handed measure feeds that support. With the recent passage of the largest state budget ever in Washington history, voters are ready for a new state.

As to the structure of the new state, our intent is to abide by the Constitution. The U.S. Constitution assures that every state is to be created as a Republic, thus this is the form of government Liberty State will adopt.

We will form this new state as authorized in Article IV, Section 3 of the U.S. Constitution. This is done by a simple majority vote of the both houses of the state and of Congress:

“New States may be admitted by the Congress into this Union; but no new State shall be formed or erected within the Jurisdiction of any other State; nor any State be formed by the Junction of two or more States, or Parts of States, without the Consent of the Legislatures of the States concerned as well as of the Congress.” No approval by any governor or president is required. Since it is a Constitutionally-proscribed action, this movement is not secessionist, and does ensure we remain within the Union of the United States. Kentucky, Maine, and West Virginia were all added to the Union via the Article IV process.

The proposed Liberty State is comparable in size to the entire state of Idaho. The new state will produce a similar amount of tax revenue and operating budget. This makes the tax base more than sufficient for a minimal, yet effective government. Our abundant natural resources and diverse industries make us exceptionally qualified to compete with the economies of other states. To drive this point home, if Liberty State found just 10% savings in the size and scope of government, it could easily operate without any property or income taxes.

The attached economic analysis gives further details.

Property taxes mean, in essence, a person never truly owns their property. Instead, as the first Washington State Constitution in 1878 allowed, we propose true ownership and title in allodium. Outside of income and property taxes, there are many ways to fund limited government functions. One idea is a consumption-based tax, which is historically the simplest, most equitable and consistent system. Most of what government funds today is not Constitutional or appropriate; once these are no longer a state requirement, more proper funding would be available for the important duties of building roads and funding essential services. Without property taxes there are more than enough funds.

Spokane Valley is a great example of what would happen with state departments. They contracted the services from the county until they could logistically take them over. They had the same tax base as before. We will find savings from removing redundancies and bureaucracies. Transition teams in each area of government will help with the gradual transition or phase out of state agencies.

Just like Washington's government needs an overhaul, so does the federal government. But as a new state, we can decide if and when to take federal handouts and accept federal strings. However, we would promote and endeavor to make Liberty State as self-sufficient as possible.

There are a few other areas where most people assume the federal government has control, when in fact, it does not. First, VA and Social Security benefits: these are individual federal benefits, not state ones, and thus would follow the individual just as if they had moved out of state. Second, schools: per the limits on the federal government in the Constitution, education is a states issue, where government is closest to the people. Third, roads: half of the cost of our state and local roads is spent on regulations, lawyers and environmental studies, not to mention the 10% sales tax on every project. With those changes alone, Liberty State would see a 60% reduction in the cost of roads. As for freeways, they are a geo-strategic asset, and the federal government has the responsibility to maintain those.

Our Liberty State effort began with the creation of county chapters, and the activation of local supporters and volunteers. Our intent is to have you, our county commissioners, put an advisory vote on the ballot in our county in November, 2020. We have asked our county residents to fill out petitions to encourage you to do so. Following that, as a unified voice, we hope that all the people of Eastern Washington and their commissioners will support the effort of legislators introducing the bill to create Liberty State. A similar bill will be submitted in Congress, likely including another state to be admitted alongside Liberty State.

In 1974, then-Attorney General Slade Gordon gave his opinion that the advisory vote format used at the state level was also appropriate for the county level; many conservation districts across Washington State were created this way. Just as we did last year with the numerous tax hikes the legislature proposed, this advisory vote will simply tell you the attitude of your constituents concerning the Liberty State movement. We ask that you grant We the People that voice on this issue.

Please look over the financial pages included in this packet. We're sure you'll agree that the success of the proposed state of Liberty is possible, feasible and likely. We ask that you submit our advisory vote question to the elections office by the August 4<sup>th</sup> deadline for inclusion on the November ballot in this county.

Thank you for your consideration, and we look forward to speaking with you again in November.

In Liberty,

The Board of the Liberty State Foundation,  
The activists in the Liberty State movement,  
And your county constituents, here signed.

Jim Robinson, President  
Matthew Shea, Vice President  
Caleb Collier, Director  
Mike Munch, Director  
John Ott, Director  
Sue Pearson, Secretary  
Merri Nickerson, Treasurer/CPA

# **Liberty State**

A Financial Profile  
of Eastern Washington

by

David H. Isakson II

## Table of Contents

Acknowledgments.....	2
Introduction.....	3
Revenues.....	4
Sales Tax.....	5
Property Tax.....	6
Revenue V Expenditures.....	7
East Vs West Sides.....	9
Industry.....	10
Conclusion.....	12
Sources.....	13

## **Acknowledgments**

I would like to thank

Dani Bolyard for her professionalism and candor.

State Representative Matt Shea for his patience and interest in this booklet even though it took way longer that it probably should have.

# Introduction

This booklet is intended to answer some of the financial aspects of forming a new State. When I joined the Liberty State Movement I felt that there was very little information available particularly on the financial side of things. Though Matt Shea, a legislator for the Fourth Legislative District of Washington State, did a wonderful job of summarizing and comparing financial and population information. I felt that it was lacking substance, though to be fair that was beyond the scope of the summary.

However, if the idea of a new State was to be sold to the masses and garner support from financial backers, politics is an expensive business, more than just a summary would be necessary to sell it. Since Matt and his team are busy with their jobs at the Legislative level it would be up to individuals involved with the cause to come up with the required information. Thus I took it upon myself to begin collecting data to build a financial profile of Eastern Washington. This booklet is the result of that work, all of the information contained herein comes from official Washington State Sources, DOR (Department of Revenue), OFM (Office of Financial Management), etc.

I have deliberately avoided third party/non-government websites so as not to raise any suspicion of bias or other suspicions for inaccuracy. The only exception being the National Association of State Budget Officers for comparison of State Expenditures and certain estimates. Owing to the act that I am only human inevitably there maybe some errors that have crept into the data due to inaccurate data obtained, rounding, or just plain human error. But I have striven to be as accurate as possible in my collection and presentation of the data. Some of the data I obtained was in PDF(Portable Document Format) format and thus I had to copy and paste the data into a text editor then delimit said data in order to convert it into a spread sheet. All totals and other calculations were done using a spread sheet to avoid data entry errors such as transposing numbers.

This booklet is not intended to be all inclusive but to show the financial viability in as much detail as possible whilst not overloading the reader with an orgy of information. But it is my intent to package all the raw data I have used and make it publicly available on-line. You the reader should make your own conclusions of the information presented in this booklet.

It is my sincere hope that you find the information herein to be informative as well as persuasive. Whether you believe that Eastern Washington should break off from Western Washington and form its own state or not. This booklet here should lay to rest any argument against financial viability.

## Revenue

Eastern Washington's Revenue generation is comparable to Idaho.

Year	State	Actual Revenues
2017	Idaho	\$8,859,627,905
2017	Eastern WA	\$9,146,389,082

Year	State	Est. Revenues
2018	Idaho	\$9,586,117,393
2018	Eastern WA	\$10,042,735,212

**Note:** All revenues include federal revenue distributions to the states

Revenue Sources			
Eastern Washington		Idaho	
Sales Tax	\$1,897,504,960	Property	\$1,798,181,187
State Levy	\$299,862,636	Sales, Income Tax, Etc	\$4,352,272,718
Other Levies	\$1,516,604,115	Federal Funding	\$2,709,174,000
Real Estate State	\$959,292,466		
Real Estate Local	\$353,981,241		
B\$O + Put Est	\$871,837,600		
Other Tax Est.	\$676,391		
Federal Funding Est.	\$3,246,629,673		

**Note on Federal Funding:** Federal funds are distributed on a Per Capita basis, that is for each person living within the state. The federal funding estimate is based upon the 2015 Per Capita payment of \$2,037 and an East Side population of 1,593,829 persons.

## Sales Tax

One of the first objections to forming a new State on the East Side of Washington is that we would be broke. But this objection has no basis in fact and is purely conjecture. Source documents from the Washington Department of Revenue and the Idaho Tax Commission bear out a different story:

- Sales Tax Eastern Washington **\$1.8 Billion**
- Sales Tax State of Idaho **\$1.6 Billion**

Both Washington and Idaho have comparable State Collected Sales Tax with 6.5% and 6% respectively and each State also has a Local Sales Tax on top of the State imposed Sales Tax. Additionally the distributions of State Sales Tax to local governments is different, 11.5% in Idaho compared to 1.26% of the total Washington Sales Tax of **\$10 Billion** went to the East Side. If you compare only the East Side's **\$1.8 Billion** that percentage goes up to 7% but that is just distributions to County Governments.

See Chart 1.

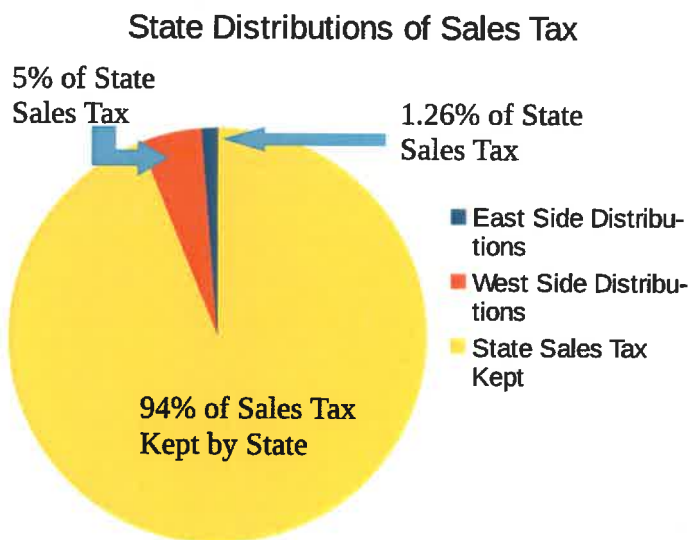


Chart 1 above illustrates the Distributions of State Collected Sales Tax to the County Governments. The total Sales Tax collected by the State of Washington in 2017 is **\$10 Billion** of that less than 6.5% overall is Distributed to the Counties. Compared to Idaho which generates only \$100 Thousand less than Eastern Washington that distributes 11.5% of the State Collected Sales Tax to Counties and Cities. There are some who have conjectured that the East Side takes more than it contributes, just these facts presented here disproves that conjecture.

## Property Tax

There are a number of Property Tax Levies in the State of Washington the following table represents the total levies collected for 2017.

Levi Type	Collected
State	\$299,862,636
General	\$210,498,543
Roads	\$103,931,384
Cities	\$207,579,811
Local School	\$652,745,235
Library	\$41,986,506
Hospital	\$27,380,239
Fire Protection	\$123,893,996
Port	\$21,085,297
Emergency Services	\$28,956,072
Other	\$8,688,928
<b>Totals</b>	<b>\$1,726,608,647</b>

This is on par with Idaho's Property Taxes of \$1,798,181,187 for 2017 which does not have the same levy structure as Washington State.

## Revenue Vs. Expenditures

The following tables show a comparison of revenues to expenses between Idaho and both East and West Washington. It should be noted that the difference column does not necessarily mean that a budget surplus exists.

<b>2017 Actual</b>			
<b>State</b>	<b>Rev</b>	<b>Exp</b>	<b>Dif</b>
Idaho	\$8,859,627,905	\$7,471,000,000	\$1,388,627,905
E. WA	\$9,146,389,082	\$9,591,738,052	(\$445,348,970)
W. WA	\$35,235,964,765	\$35,092,261,948	\$143,702,817

<b>2018 Estimated</b>			
<b>State</b>	<b>Rev</b>	<b>Exp</b>	<b>Dif</b>
Idaho	\$9,586,117,393	\$7,931,000,000	\$1,655,117,393
E. WA	\$10,042,735,212	\$9,827,216,895	\$215,518,317
W. WA	\$38,689,089,312	\$35,953,783,105	\$2,735,306,207

## A County by County look at Education in Eastern Washington

County	Revenue	Expenditures
Adams	\$57,368,079	\$37,820,969
Asotin	\$38,474,371	\$26,973,068
Benton	\$394,615,988	\$280,496,985
Chelan	\$154,472,441	\$106,220,052
Columbia	\$6,183,183	\$4,408,505
Douglas	\$84,694,818	\$57,363,399
Ferry	\$14,401,617	\$8,836,089
Franklin	\$220,849,430	\$164,106,305
Garfield	\$4,987,566	\$3,414,294
Grant	\$241,384,835	\$159,597,615
Klickitat	\$44,198,264	\$29,857,284
Kitittitas	\$59,531,559	\$39,488,458
Lincoln	\$31,641,814	\$22,094,566
Okanogan	\$112,049,948	\$79,386,147
Pend Oreille	\$21,506,911	\$13,780,748
Spokane	\$865,218,789	\$622,515,687
Stevens	\$79,279,373	\$53,897,491
Walla Walla	\$108,896,779	\$73,920,919
Whitman	\$61,078,350	\$40,680,535
Yakima	\$619,889,782	\$384,781,547

## A Comparative of East Vs West Sides

The following represent a breakdown of 2017 taxes of the East and West Sides of Washington State

West Side		East Side	
Tax	Amount	Tax	Amount
Sales Tax	\$8,199,893,585	Sales Tax	\$1,897,504,960
Sate Levy	\$1,813,324,690	Sate Levy	\$299,862,636
Other Levies	\$8,419,923,666	Other Levies	\$1,516,604,115
Real Estate State	\$959,292,466	Real Estate State	\$959,292,466
Real Estate Local	\$353,981,241	Real Estate Local	\$353,981,241
B&O + PUT est.	\$3,413,170,182	B&O + PUT est.	\$871,837,600
Other Tax est.	\$4,154,974	Other Tax est.	\$676,391
Federal Funding Est	\$11,336,305,327	Federal Funding Est	\$3,246,629,673
<b>Total</b>	<b>\$34,500,046,131</b>	<b>Total</b>	<b>\$9,146,389,082</b>

**B&O + PUT Estimate:** Estimated B&O and Public Utility Tax is based upon a percentage of the state wide total. Percentage is the ratio of East and West side Employers to total employers.

**Other Tax Estimate:** Other taxes refer to several miscellaneous taxes which did not have a county by county breakdown of tax revenue generated within the public records, and is a conservative estimate of 14% of the state wide total.

**Federal Funding Estimate:** Federal funding is apportioned on a per capita basis (per individual based on population estimates). Further more these federal dollars are from 2015 as the number for 2017 were unavailable.

While the East Side generates approximately 21% of the total state revenue when compared to Idaho whose 2017 revenue generation is \$8,859,627,905 including federal revenue disbursements.

**Data Not Included:** This table does not include revenues generated from state gambling sales. While this data was made available via a freedom of information request the net revenue was statistically insignificant. The gambling act allows for taxation of gambling sales from taverns and clubs, the state it self does not impose a gambling tax.

# Industry Strengths and Weaknesses

Each side of the state has its own unique strengths and weaknesses in Industry but the potential for strengthening industry exists with proper incentives. Below is a side by side comparison of the top tree industries from both East and West.

West Industry	Rank	East Industry	Rank
Government	1	Agric., Forestry, Fishing & Hunting * Not Elsewhere Classified	1
Professional & Tech. Services	2	Mining	2
Educational Services Information	3	Utilities	3

## \* Small Business

In contrast Government ranks dead last on the East side and the exact same industries tied for the number one spot here in the East are tied for last place in the West. These rankings are based solely on the number of employers as listed in the county by county profiles for 2017 as provided by the Office of Financial Management. It should be worth noting that the reason for some of these Industries on the West side is stronger than the East side is due to the bulk of the infrastructure to support those industries is on the West side. But this also coincides with the fact that the West side has a higher population density with fewer rural areas where on the East side the opposite is true.

If you look at the table below it shows the rankings of all the industries for Eastern Washington but I have no doubt that the lower ranking industries could benefit and increase their profitability with the right incentives. In order to figure out which incentives are needed I would recommend that we contact the industry leaders in the state and find out what challenges they would face in order to bring their business to the East side.

One challenge that I am certain of which was brought to my attention while I was working at a Liberty State booth in Grant County was the Issue of Licensing. A business owner said that if he needed to pay for new licenses for his business it would cost him around \$27,000. But this was just one issue that I was made aware of and should be addressed. Other issues need to be identified and the best way that I know of is to get out there and talk to the business owners and industry leaders.

There is ample opportunity to strengthen other industries we just need to identify areas of contention with the industry leaders that would inhibit them from moving or setting up shop on the east side. Then address those issues. One aspect, taxation is addressed in the Revenues portion of this report.

## East Side Industry Rankings for the State

Industry	Rank
Agric., Forestry, Fishing & Hunting/Not Elsewhere Classified	1
Mining	2
Utilities	3
Transp. & Warehousing	4
Health Care & Social Assistance	5
Construction Manufacturing Accommodation & Food Services	6
Wholesale/Retail Trade Arts, Entertainment,& Recreation Fin., Ins., & Real Estate	7
Administrative & Waste Services	8
Mgmt of Companies & Enterprises Other Svcs, except Public Admin.	9
Information Educational Services	10
Professional & Tech. Services	11
Government	12

## Conclusion

It is clear from the data that a separation from Western Washington and the formation of a New State would not significantly impact Eastern Washington from a tax revenue stand point. There are a whole lot of unknowns and concerns; however, the fiscal viability is confirmed. Eastern Washington can survive without Western Washington, how well it can survive is dependent upon those of us on the Eastern Side of the Cascades.

## Clarifications and My Opinion

The first thing that I would like to stress is that this entire work was done on my own and completely independent of the Liberty State Movement Team. I was not asked to compile this information nor was I paid for it. Yes, I have attended Liberty State events and even volunteered at these events. But I have not by any means been influenced by Matt Shea, the founder and state representative for the 4th legislative district.

I mention this not because I wish to distance my self from Matt Shea, **I DO NOT**, but because I want to make absolutely clear that this work is as objective as I can possibly make it. Politics is a fickle business and I refuse to play the political game of character assassination as it is completely irrelevant to the topic of this booklet and an irrational argument against the Liberty State Movement.

That been said, I wish express that I support the idea of forming a new state because I do not feel that Olympia has taken Eastern Washington seriously, nor do I believe they have our best interest at heart. Politically I consider my self independent with a moderate leaning to ward the conservative side and some liberal leanings as well, I will not elaborate further on this. I feel that the East Side despite the nay Sayers would best be served if we governed our selves free of the West Side's influence as there is a clear cultural difference between the two sides of the state.

## Final Note

I submit this booklet in its entirety to the Liberty State Movement free of charge or copyright and grant them exclusive right to distribute this work in whole or in part by any means they see fit. I attest that I have taken great care to represent the data herein in as accurate manner as possible and have not deliberately tried to misrepresent anything, any inaccuracies is purely coincidental.

David H Isakson II  
Author

## Sources

County Profiles from the Office of Financial Management for the State of Washington

Website: <https://www.ofm.wa.gov/>

Tax information source comes from the Washington Department of Revenue

Website: <https://dor.wa.gov/>

Idaho Tax information comes from the Idaho Tax Commission

Website: <https://tax.idaho.gov/>

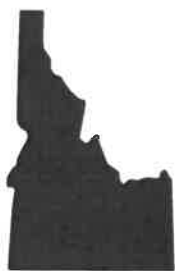
Federal Revenue sources comes from State & Local Government Finance Data Query System

Website: <http://slfdqs.taxpolicycenter.org/pages.cfm>

# TOTAL REVENUE

A comparison of Idaho and Eastern Washington

	<i>ID</i>	<i>E. WA</i>
<i>2017</i>	<i>\$8.86B</i>	<i>\$9.15B</i>
<i>2018</i>	<i>\$9.59B</i>	<i>\$10.04B</i>



**\$9.59 Billion**  
(2018 revenue)

**SIMILAR  
ECONOMIES**

can be found by  
comparing  
ID & E. WA



**\$10.04 Billion**  
(2018 revenue)

**Liberty state is economically viable**

**The government of Liberty State will be significantly smaller  
than its current structure of operation**

**There is more than enough revenue to run Liberty State,  
contrary to other opinion**



**LIBERTY STATE**

Find out more at [LibertyState.org](http://LibertyState.org)



## PROPERTY TAX

Does Liberty State  
need it?



**\$1.8 Billion**  
**ID**



**\$1.7 Billion**  
**WA**

## Significance to Liberty State

Since WA as a whole collects slightly less in property taxes than Idaho, Liberty State (current area of Eastern Washington) would collect substantially less than Idaho if property tax rates remain in effect.



---

***Would Liberty State have enough left to operate without a property tax?***

---

***YES!***

Idaho redistributes over twice as much in **sales tax** to local governments than Washington. Since Washington collects much but returns little, withholding 5.24% more in **sales tax** than Idaho, this difference could easily substitute the amount that Liberty State would not collect in **property tax**.

---

Redistribution of **sales tax**  
to local governments

---



**11.25%**



**5.26%**



**LIBERTY STATE**

Find out more at [LibertyState.org](http://LibertyState.org)



**It has been said by some that in Eastern Washington that we take more than our fair share of taxes than we give.  
But are we really?**

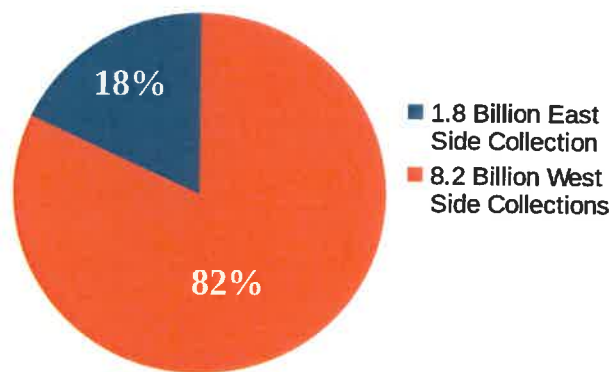
## **Here are the Facts**

The pie chart here represents the State Wide Collection of State Sales Tax of **10 Billion** dollars vs the collections between the East and West sides of the state.

The East Side contribution of State Sales Tax is **1.8 Billion** dollars and the West Side contribution is **8.2 Billion** dollars.

Percentage wise the East Side generates just **18%** of the State Collected Sales Tax compared to the West Sides **82%**

**State Collected Sales Tax**

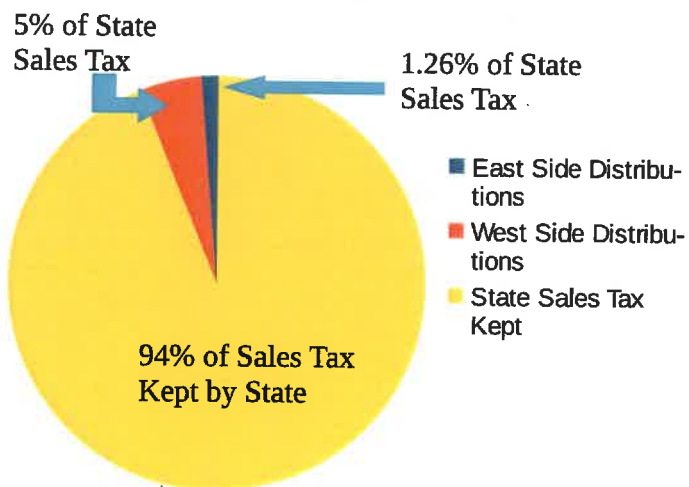


The chart here represents the distributions of State Collected Sales Tax of the East and West Sides vs. the Contributions of the East and West Sides vs. what the State Kept.

Here is the break down:

- East Side received **126 Million**
- West Side received **489 Million**
- State kept **9.3 Billion**
- East Side saw a **7%** return from their contribution & **1.26%** overall
- West Side saw a **6%** return from their contribution & **5%** overall
- The State got the lion's share of **94%**

**State Distributions of Sales Tax**



**Are you mad yet?**

Petition summary and background	<p><b>This is a petition, written by WE THE PEOPLE of the proposed State of Liberty, that will request the County Commissioners to place Advisory Vote on the next ballot.</b></p> <p><b>Advisory Vote:</b></p> <p>The state legislature has introduced a proposal to create Liberty State from the 20 Washington State counties east of the Cascade Crest. This is pursuant to Article 4, Section 3, of the United States Constitution. This vote is an expression of the will of the people to the County Commissioners of _____ County</p> <p>The creation of Liberty State should be: <input type="checkbox"/> Rejected <input type="checkbox"/> Approved</p>
Action petitioned for	<p>We, the undersigned, are concerned citizens who urge our leaders to act now to put this issue on the next ballot for a vote.</p>

[illegible]

[illegible]

Printed Name	Signature	Address	Comment/email/phone	Date

## Divide Washington State? We think so!



Western WA  
Decisions = Eastern WA  
Problems !

Division caused by Western Washington is  
solved by releasing Eastern Washington to  
become *Liberty State*.

Join the effort that  
of Eastern WA  
residents support! **74%**

Learn more and contact us at  
[LibertyState.org](http://LibertyState.org)



[www.libertystate.org](http://www.libertystate.org)

## Liberty State



If you are fed up like we  
are then join us!


Please help us become  
the 51<sup>st</sup> State!

It is time to  
#LEXIT

## The Facts

**1,593,830**

Liberty ("E. WA") population  
(2016 census)




**\$6,656,719,385**

Amount Liberty ("E. WA")  
accumulated in 2016  
between Gross Operating  
Costs, Transportation Taxes,  
& Federal Aid

## Compared

**1,695,178**

Idaho population (2016  
census)



**\$7,294,608,00**

Amount Idaho accumulated  
in 2016 between Gross  
Operating Costs,  
Transportation Taxes, &  
Federal Aid

## Liberty's Agricultural Rankings Nation Wide

### 1<sup>st</sup> Place

Apples | Concord Grapes | Pears |  
Sweet Cherries | Hops

### 2<sup>nd</sup> Place

Potatoes | Wine | Onions |  
Edible Peas | Apricots | Lentils

### 3<sup>rd</sup> Place

Hay

### 4<sup>th</sup> Place

Wheat

### Other Resources Found Around Liberty

- Mines – 27<sup>th</sup> in Non-Fuel Mineral Production (This would Increase)
- Forests – 9<sup>th</sup> in Total Forest Land.
- Hydropower – 9<sup>th</sup> in Total Energy Production, and Supplies Electricity to 11 States
- Cattle – 29<sup>th</sup> in Total Cows
- Data Storage
- Tourism
- Manufacturing